


FreeDrumLessons.com

- Rock Drumming Play-Along #2 -

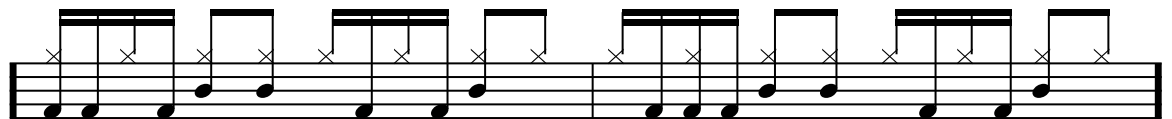
The intro to this song is a little tricky, so count it out.

Intro




The verse builds the second time around, so play it with an open hi-hat feel.

Verse 1



Open hi-hat feel.

Chorus 1



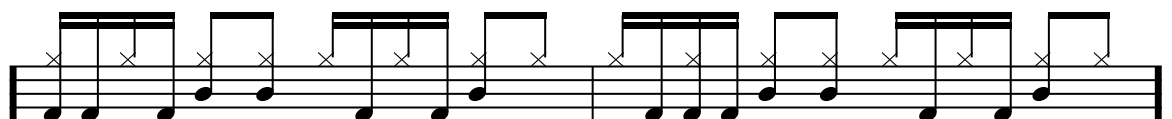
This is similar to the intro beat, with more energy, cymbals and a powerful fill at the end.

Intro 2




Same as verse 1 where the feel changes to an open hi-hat beat half way through.

Verse 2




Chorus 2




Watch for the 16th note hi-hat pattern half way through.

Bridge



Chorus 3



The outro is a basic beat that has a few shots at the end.

Ending

