


# FreeDrumLessons.com

## - Rock Drumming Play-Along #3 -


The song starts with a basic tom groove written below. It then moves to an open hi-hat beat as shown on the 3rd bar.

Intro




The verse is similar to the intro - a tom beat followed by an open hi-hat beat.

Verse 1



The pre chorus has a hi-hat pattern that you can add your own flavor to for the first half. It then moves to an open hi-hat double time beat as written below.

Pre Chorus



Verse 2




This is similar to the other pre chorus

Pre Chorus



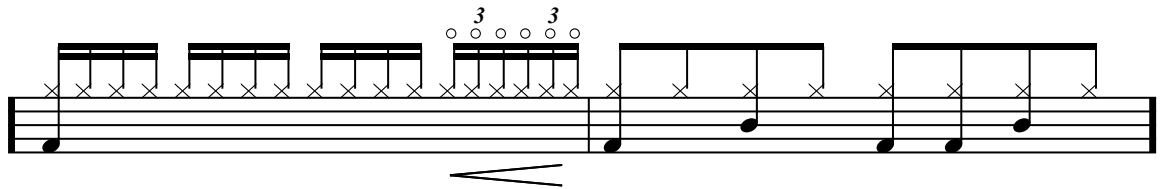
The chorus is a straight forward rock beat.

Chorus 1



The bridge has a basic hi-hat roll that you can experiment with. Make sure you hit the crescendo build into the beat that follows.

Bridge



The last chorus plays the same as the other, just with open hi-hats instead.

Chorus 2

